

32 वीं वार्षिक रिपोर्ट - 2014-15
32nd ANNUAL REPORT 2014-15



अरुणाचल प्रदेश ग्रामीण बैंक
प्रधान कार्यालय
शिव मंदिर रोड, 'ई' क्षेत्र
नांहरलगुन 791110

ARUNACHAL PRADESH RURAL BANK
HEAD OFFICE
SHIV MANDIR ROAD, E SECTOR
NAHARLAGUN 791110

ENGLISH SECTION

FROM THE CEO/CHAIRMAN'S DESK

The Arunachal Pradesh Rural Bank catering banking services in the state mostly in rural areas containing difficult terrain covering hilly and mountainous region in a challenging environment. Despite slow momentum of growth in the economy of these areas, our Bank has reported consistent performance - reflected growth in business, widened customer base and extending segmental rural credit delivery system.

During the year the bank concentrate on financial awareness camps in rural areas and gear up financial inclusion Plan by opening SB-PMJDY (zero Balance) accounts. New technologies with multiple channels like electronic fund transfer, Rupay ATM debit cards, Rupay Kisan credit cards etc have been put in place. The direct benefit transfer (DBTL), SMS-alert facilities are also added in our new technology service during the year. The implementation of Other new technologies are in progress.

Moreover, our bank has shown in a challenging environment, healthy growth in business, profitability, staff productivity, revenues and stable asset quality. It is also an affirmation of the Bank's focus on a balanced growth strategy. But the Bank's retail businesses did not grow steadily during the year as we planned both in retail deposits and loans.

Looking ahead, we are optimistic about the future and believe that our Bank is positioned suitably to adapt the challenges and capitalise on emerging opportunities in the economy. I also place on record the sincere gratitude to the Govt. of India, Govt of Arunachal Pradesh, Reserve Bank of India, National Bank for Agril. & Rural Development, State Bank of India, for their valuable supports for the growth of the bank from time to time.

I truly appreciate the staff support and association with the Bank and remain committed for delivering value to all our customers, stakeholders, and well wisher of the bank


(Akshay Kumar)
C H A I R M A N

BOARD OF DIRECTORS

Shri A. Kumar
Director

Chairman
(Appointed under sub-section 1 of section 11 of RRB Act, 1976)

Shri B.M. Kori
Director

Asstt. General Manager,RPCD,
Reserve Bank of India,
Regional Office, Guwahati
(Nominee of Central Govt. under Sub-Section 1(b) of Section 9 of RRB Act,1976)

Shri Dinesh Raina
Director

Deputy General Manager,
National Bank for Agril & Rural Development,
Regional Office, Itanagar
(Nominee of Central Govt. under Sub-Section 1© of section 9 of RRB Act,1976)

Shri A.K. Panda,
Director

Asstt. General Manager(ABU,NW-II),
State Bank of India,
Local Head Office, Guwahati
(Nominees of SBI under Sub-Section 1(d) of section 9 of RRB Act,1976)

Shri Ashutosh Guha,
Director

Asstt. General Manager,
State Bank of India,
Regional Office, Itanagar
(Nominees of SBI under Sub-Section 1(d) of section 9 of RRB Act,1976)

Shri P. Aich, Director
Director

Deputy Secretary(Budget),
Government of Arunachal Pradesh, Itanagar
(Nominees of Govt. of Arunachal Pradesh under Sub-Section 1 (e) of Section 9 of RRB Act,1976)

Head Office

Arunachal Pradesh Rural Bank
E sector, Shiv Mandir Road.
P.O. Naharlagun, Dist Papum Pare
Arunachal Pradesh PIN-791110
Email : aprbitanagar@yahoo.co.in
Website : aprruralbank.com

STATUTORY AUDITORS

Ramesh Chandra Roy & Asso.
Chartered Accountants
Kogey Commercial Complex
'O' Point, Tinali, Itanagr-791111

32nd ANNUAL REPORT OF BOARD OF DIRECTORS – 2014-15

The Board of Directors of Arunachal Pradesh Rural Bank have the pleasure in presenting the 32nd Annual Report of the Bank together with audited Balance Sheet, Profit & Loss account and the Auditors Report for the accounting year ended 31st March, 2015.

BRIEF INTRODUCTION

Arunachal Pradesh Rural Bank, sponsored by State Bank of India in collaboration with Government of India and Government of Arunachal Pradesh was established on the 30th November 1983 under the Regional Rural Bank Act, 1976 with its Head Office at Naharlagun, Papum Pare District of Arunachal Pradesh.

AREA OF OPERATION

The area of operation of the Bank included all districts of Arunachal Pradesh vide Govt. of India notification No.F.No.1/1/2008-RRB, dated 7th April, 2008. The area covered by these districts is around 84000 sq. km. and the total population of the area of operation of the bank is 13.82 lakhs as per 2011 census. It is situated in the Trans Himalayan Region. It offers wide variations in scenic beauty from the plains of Brahmaputra valley to the snow clad mountains in the north. It is full of mountains and forests, with numerous small and big rivers flowing round the year. On the southern side is a small stretch of plain land. Human habitation is mainly in plain areas and in the valleys. The economy is predominantly agricultural, but a substantial portion of the people's livelihood is also derived from the forests. The major crops grown in the area are paddy, maize, mustard, potato, chilly, ginger etc. Industry and service sectors are yet to be developed in this area. Road communication and other infrastructure facilities are still in developing stage.

BRANCH NETWORK:

The Banking is spreading to remote and far flung areas of the state. Presently 27 number branches of Arunachal Pradesh Rural Bank are functioning in Arunachal Pradesh. The List of Branches as under:

<u>Sl.No.</u>	<u>BRANCH</u>	<u>CD BLOCK</u>	<u>DISTRICT</u>
1	Pasighat	Pasighat	East Siang
2	Lumpo	Ramle-Bango	East Siang
3	Sille	Pasighat	East Siang
4	Itanagar	Itanagar	Papum Pare
5	Ruksin	Ruksin	East Siang
6	Mebo	Mebo	East Siang
7	Daporijo	Daporijo	Upper Subansiri
8	Dumporijo	Dumporijo	Upper Subansiri
9	Sagalee	Sagalee	Papum Pare
10	Kimin	Kimin-Doimukh	Papum Pare
11	Boleng	Pangin	East Siang
12	Yazali	Ziro-II	Lower Subansiri
13	Geku	Geku	Upper Siang
14	Kamba	Kamba	West Siang
15	Likabali	Likabali	West Siang
16	Aalo	Aalo	West Siang
17	Basar	Basar	West Siang
18	Ziro	Ziro	Lower Subansiri
19	Roing	Roing	Lower Dibang Valley
20	Tezu	Tezu	Lohit
21	Rumgong	Rumgong	West Siang
22	Gensi	Gensi	West Siang
23	Taliha	Taliha	Upper Subansiri
24	Riga	Riga	East Siang
25	Mariyang	Mariyang	Upper Siang
26	Naharlagun	Itanagar	Papum Pare
27	Yachuli	Ziro-II	Lower Subansiri

SHARE CAPITAL:

The authorized share capital of the bank is Rs. 1.00 crore and paid up capital of the bank is also Rs.1.00 crore contributed by the Government of India, State Bank of India and Government of Arunachal Pradesh in the ratio of 50: 35: 15 respectively. The details of paid up capital are given as under:-

Name of share holders	<u>Authorised share capital</u>		<u>Paid up share capital</u>	
	<u>No.of shares</u>	<u>Amount</u>	<u>No.of share</u>	<u>Amount</u>
Government of India	50000	50.00	50000	50.00
Government of Arunachal Pradesh	15000	15.00	15000	15.00
State Bank of India	35000	35.00	35000	35.00
TOTAL	100000	100.00	100000	100.00

SHARE CAPITAL DEPOSIT ACCOUNT :

Under the restructuring programmed of selected RRBs, the bank received during 1995-96, an amount of Rs.210.76 lakhs towards cleansing of Balance Sheet and liquidity support. Another additional share capital deposit amount of Rs.3720.28 lakhs was received during 2008-2009 and further another additional share capital deposit amount of Rs. 1238.00 lakhs was received during 2011-12. The position of share capital deposit amount as on 31.03.2015 is as under

<u>Name of contributors</u>	<u>Amount received</u>			<u>TOTAL as on</u>
	<u>1995-96</u>	<u>2008-09</u>	<u>2011-12</u>	<u>31-03-2015</u>
Government of India	105.38	1860.14	619.00	2584.52
Government of Arunachal Pradesh	31.61	558.04	186.00	775.65
State Bank of India	73.77	1302.10	433.00	1808.87
TOTAL	210.76	3720.28	1238.00	5169.04

DEPOSITS :

The total deposits of the bank stood at Rs.36517.72 lacs against Rs.36812.43 lacs in the previous year, thus registering (-) 0.79% growth against previous year's growth of 7.50%. The category-wise break up of deposits is as under:-

<u>Category</u>	<u>31-03-2013</u>		<u>31-03-2014</u>		<u>31-03-2015</u>	
	<u>No.of a/c</u>	<u>Amount</u>	<u>No. of a/c</u>	<u>Amount</u>	<u>No. of a/c</u>	<u>Amount</u>
Current account	2355	6382.39	2510	7158.44	3351	6659.99
Saving Bank account	67327	14201.69	75420	14655.50	92427	14012.81
Saving Bank-No frill	8736	371.81	10292	444.17	13617	477.76
SB-Daily Deposit	2221	455.23	2675	679.32	3461	770.64
SB-SHG	0	0	0	0	1496	111.33
SB-PMJDY	0	0	0	0	14824	260.42
Recurring Deposits	5486	1435.36	6329	1819.07	6871	2046.56
Term Deposits (TDR)	60	1110.08	72	1211.33	92	815.85
Special Term Deposit (STDR)	5721	10054.74	6097	10583.32	8375	11161.37
Others	210	231.96	227	261.28	325	200.99
TOTAL	92116	34243.26	103622	36812.43	144839	36517.72
Out of total Institutional	269	1487.54	295	1835.09	1438	1337.43
% of low cost deposits	87.54	62.52	87.72	60.46	89.19	61.05
Average cost of deposit mobilization	-	6.02	-	6.06	-	6.26
Per branch Deposits	3411	1268.27	3838	1363.42	5364	1352.51
Per employee Deposit	960	356.70	968	344.04	1478	372.63

BORROWINGS:

The bank has availed refinance from NABARD only. There is no default in repayment of installment and interest. The details of refinance as on 31-03-2015 are as under:

<u>Particulars</u>	<u>Previous year's outstanding</u>	<u>Refinance availed during the year</u>	<u>Amount of Installment paid during the year</u>	(Rupees in lakhs)
				<u>Amount outstanding at the end of the year</u>
SBI-Short term	0.00	0.00	0.00	0.00
SBI-OD-against security	0.00	0.00	0.00	0.00
NABARD short term	200.00	198.39	200.00	198.39
NABARD-ARF	481.53	0.00	212.73	268.81
NABARD-Normal	0.00	0.00	0.00	0.00
TOTAL	681.53	198.39	412.73	467.20

OTHER LIABILITIES: DICGC

The bank had opted out of the small loan guarantee scheme with effect from 1st April 1995. However, the bank has been continuing the deposit insurance scheme and half yearly premium on deposit insurance is regularly paid to Deposit Insurance and Credit Guarantee Corporation.

CASH AND BALANCE WITH BANKS:

Cash held by the bank as on 31-03-2015 is Rs.893.55 Lakhs as against Rs.1005.24 lakhs of the previous year. The average cash balance during the current year and the previous two years are furnished as under:

<u>Particulars</u>	(Rupees in lakhs)		
	<u>2012-13</u>	<u>2013-14</u>	<u>2014-15</u>
Average cash balance	526.07	731.22	733.70
Average cash as % of average deposits	1.84	2.30	2.22
Average balance with RBI	1410.26	1488.12	1612.38
Average balance with sponsor bank	1652.60	2362.66	1173.91

INVESTMENT:

The total investment of the bank stood Rs.24243.05 Lakhs as at the end of the year as against Rs.23462.75 lakhs of the previous year. All the SLR investment is classified under "Held to Maturity" category. However, the book value is higher than face value/redemption value; the excess amount is amortized equally over the remaining period of maturity of the security. The amount amortized during the year was Rs.208586.60. The details of the investments are given below:

<u>Particulars of investment</u>	<u>Amount invested</u>		<u>Remarks</u>
	<u>As on 31-03-2014</u>	<u>As on 31-03-2015</u>	
	Government securities	5855.01	
TDR with sponsor bank	14437.47	14137.26	Non-SLR
Mutual funds	3170.27	4148.80	Non-SLR
TOTAL	23462.75	24243.05	

LOANS AND ADVANCES OUTSTANDING

The gross loan and advances outstanding as on 31st March, 2015 was Rs.9999.33 lakhs against Rs.7688.48 lakhs of the previous year. The growth of outstanding advances during 2014-15 was 30.06%. The interest earned during 2014-15 on advances was Rs.903.77 lakhs as against Rs 681.15 lakhs in the previous year. The details of outstanding loans and advances are as under:-

<u>Particulars</u>	(Rupees in lakhs)			
	<u>Previous year 31-03-2014</u>		<u>Current year 31-03-2015</u>	
	<u>No.of a/c</u>	<u>Amount</u>	<u>No.of a/c</u>	<u>Amount</u>
Cash credit	408	1977.44	414	2217.23
CASH CREDIT-SHG	0	0	23	40.51
General credit cards	493	244.11	512	159.19
Kisan credit cards	3216	920.31	2711	1254.92
SGSY-CC	0	0	2	0.50
Weaver credit cards	205	45.44	252	52.71
PB-Recalled(CC)	18	15.85	24	15.85
Medium term loan	23	206.66	19	148.63
Agril. Term loans	131	366.83	150	488.43

Housing loan to public	5	94.08	9	269.99
RTO	250	907.05	273	963.16
Small business finance	70	268.25	75	238.22
TL-SGSY	62	18.44	32	11.99
TL-SHG	64	63.28	56	62.30
Small Scale industries	19	83.37	18	93.43
	4964	5210.94	4570	6017.06
(A) TOTAL PRIORITY SECTOR				
Overdraft	95	799.49	96	1828.87
Demand loan	524	526.89	521	880.87
Personal loan to public	340	534.45	376	593.49
Car/Two wheeler	31	111.61	26	99.03
Staff loans	290	464.46	304	539.76
PB-Recalled - loans	7	40.47	7	40.25
	1287	2477.37	1230	3982.27
(B) TOTAL NON-PRIORITY SECTOR				
GRAND TOTAL (A+B)				
	6251	7688.31	5900	9999.33
Out of total under target group	4964	5210.94	4570	6017.06
Out of total under non-target group	1287	2477.37	1330	3982.27
Out of total under SC/ST	4964	5210.94	4570	6017.06
Out of total under SF/MF/AL	3347	1287.14	2861	1743.35
Out of total under SME	681	3091.15	706	3329.02
Out of total under Govt. sponsored scheme	62	18.44	32	11.99
Credit Deposit ratio	-	20.89	-	27.38
Average return on advances	-	10.21	-	9.74

IRAC NORM

The Bank has classified loans and advances as per latest provisioning and IRAC norms. The Asset-wise classification of current year as well as previous year and provision held there against are furnished as under:

Classification of loans and advances	(Rs. In lakh)			
	As on 31-03-2014		As on 31-03-2015	
	Amount	% to Total	Amount	% to Total
1. Standard Assets	6206.69	80.73	8459.01	84.59
2. Sub-standard Asset	352.33	4.58	250.79	2.51
3. Doubtful: Secured upto 1 year	823.61	10.71	483.86	4.84
4. Doubtful:Secured 1 Year to 3 years	194.46	2.53	613.27	6.13
5. Doubtful: Secured above 3 Years	43.32	0.56	124.57	1.25
6. Loss Asset	68.07	0.89	67.83	0.68
TOTAL ASSET	7688.48	100.00	9999.33	100.00
7. Additional Provision made during the year	58.91	-	128.44	-
8. Total provision held against NPAs	350.25	-	472.63	-

INTEREST DERECOGNISED

The details of interest de-recognized during the current year and the previous year are furnished as under:

Particular	(Rupees in lakhs)	
	31/03/2014	31/03/2015
1. De-recognized income at the beginning of the year	26.63	81.63
2. Addition in de-recognized income during the year	70.81	73.98
3. Recovery made against derecognized income	16.19	69.75
4. De-recognized income at the end of the year	81.25	85.86

NPA MANAGEMENT

The total NPAs as at the end of the year 2014-15 is Rs.1540.32 lakhs against Rs.1481.79 lakhs of the previous year. The details of NPAs for last three years are furnished as under:-

Sl. No.	Particulars	(Rupees in lakhs)		
		31/03/2013	31/03/2014	31/03/2015
1.	NPAs at the beginning of the year	677.73	987.00	1481.79
2.	Addition to NPA during the year	796.66	1817.00	2695.43
3.	NPAs written off during the year	0.00	0.00	0.00
4.	Recovery against NPA during the year	487.39	1322.21	2636.90
5.	NPA at the end of the year	987.00	1481.79	1540.32

LOANS DISBURSED DURING THE YEAR

The aggregate loans disbursed during the current year and the previous year is furnished below:

(Rs.in lakh)

<u>Particulars</u>	<u>Previous year 31-03-2014</u>		<u>Current year 31-03-2015</u>	
	<u>No.of a/c</u>	<u>Amount</u>	<u>No.of a/c</u>	<u>Amount</u>
Cash credit	70	467.22	169	744.53
CASH CREDIT-SHG	0	0	0	0
General credit cards	151	301.15	120	180.53
Kisan credit cards	624	345.01	595	414.87
SGSY-CC	0	0	0	0
Weaver credit cards	87	21.60	0	0
Medium term loan	3	147.56	0	0
Agril. Term loans	45	156.97	45	155.21
Housing loan to public	6	151.00	13	192.14
RTO	88	421.02	90	586.67
Small business finance	21	151.63	12	33.62
TL-SGSY	17	7.90	1	0.20
TL-SHG	11	19.70	8	16.50
Small Scale industries	3	44.25	3	19.45
	1126	2235.01	1056	2343.72
(A) TOTAL PRIORITY SECTOR				
Overdraft	35	311.70	25	138.85
Demand loan	624	699.48	572	1069.97
Personal loan to public	101	241.71	103	255.15
Car/Two wheeler	1	7.45	0	0
Staff loans	157	388.63	147	188.68
(B) TOTAL NON-PRIORITY SECTOR	918	1648.97	847	1652.65
GRAND TOTAL (A+B)	2044	3883.98	1903	3996.37
Out of total under target group	1056	1767.79	887	1599.19
Out of total under target NON-group	988	2116.19	1016	2397.18
Out of total under SC/ST	1056	1767.79	887	1599.19
Out of total under SF/MF/AL	669	501.98	640	570.08
Out of total under SME	161	1035.80	259	1331.20
Out of total under Govt. sponsored scheme	17	7.90	1	0.20

RECOVERY POSITION OF LOANS & ADVANCES

The recovery positions of the bank along with age-wise, sector-wise position of overdues are furnished as under:-

(Rupees in lakhs)

<u>Particulars</u>	<u>As on 30/06/2013</u>	<u>As on 30/06/2014</u>
TOTAL DEMAND	2199.25	2354.69
Farm sector	281.18	322.02
Non-farm sector	1918.07	2032.67
TOTAL RECOVERY:	1471.48	1667.83
Farm sector	188.67	215.01
Non-sector	1282.81	1452.82
Recovery %	66.91	70.83
TOTAL OVERDUES:	727.77	686.86
Farm sector	92.51	107.01
Non-farm sector	635.26	579.85
<u>AGE-WISE POSITION OF OVERDUES:</u>	<u>As on 30/06/2013</u>	<u>As on 30/06/2014</u>
UPTO 1 YEAR:	35.53	235.47
Farm sector	15.55	45.13
Non-farm sector	19.98	190.34
ABOVE 1 YEAR AND UPTO 3YRS	492.15	365.83
Farm sector	51.97	54.68
Non-farm sector	440.18	311.15
ABOVE 3 YEARS AND UPTO 5 YRS	69.88	17.54
Farm sector	17.83	1.12
Non-farm sector	52.05	16.42
ABOVE 5 YEARS	130.21	68.02
Farm sector	7.16	6.08

Non-farm sector

123.05

61.94

COMPREHENSIVE CROP INSURANCE

The scheme for crop insurance has not been implemented in the state of Arunachal Pradesh and the bank has not participated in such scheme till 31st March, 2015.

WRITE- OFF LOANS

The Bank has not written off any bad and doubtful loans during the year. The details are as under:-

<u>Upto last year (31/03/2014)</u>		<u>Current year (2014-15)</u>		<u>Total loan written off upto (31/03/2015)</u>	
<u>No.of a/c</u>	<u>Amount</u>	<u>No.of A/c</u>	<u>Amount</u>	<u>No.of a/c</u>	<u>Amount</u>
9388	1848.95	0	0.00	9388	1848.95

(Rupees in lakhs)

INCOME EARNED

The incomes earned by this bank on various heads during the current year as well the previous year are furnished below:

<u>Particulars</u>	<u>2013-14</u>	<u>2014-15</u>
1. Interest earned on loans and advances	681.15	903.77
2. Interest earned on investments	1729.08	1576.41
3. Interest earned on Balance with Banks in current a/c	Nil	Nil
4. Other income	337.70	522.45
TOTAL	2747.93	3002.63

(Rupees in lakhs)

EXPENDITURE INCURRED

The interest expenses and operating expenses for the current year and the previous year are as under:

<u>Particulars</u>	<u>2013-14</u>	<u>2014-15</u>
1. Interest paid on deposits	1929.47	2064.50
2. Interest paid on borrowing	64.67	55.90
3. Payment to and provisions for employees	492.43	542.71
4. Other operating expenses	153.97	193.06
5. Provision for bad debts during the year	58.91	128.45
TOTAL	2699.45	2984.62

(Rupees in lakhs)

FINANCIAL RATIOS

The various financial ratios for the current year and the previous year are as under:-

<u>Sl.No.</u>	<u>Particulars</u>	<u>2013-14</u>	<u>2014-15</u>
I	Average working fund	33366.47	35472.15
II	Financial returns	7.22	6.99
III	Financial cost	5.98	5.98
IV	Financial margin (II – III)	1.24	1.01
V	Operating expenses as % to working fund	1.94	2.07
VI	Misc. income as % to working fund	1.01	1.47
VII	Operating profit (IV+VI)-V	0.31	0.41
VIII	Risk cost as % to working fund	0.18	0.36
IX	Net margin (VII – VIII)	0.13	0.05

(Rupees in lakhs)

TRANSFER PRICE MECHANISM

The bank has adopted the following transfer price mechanism for the year 2014-15.

1. INTEREST RECEIVED FROM HEAD OFFICE	130% On interest paid on deposits during the year
2. INTEREST PAID TO HEAD OFFICE	40% of interest earned on advances during the year

PERFORMANCE ON KEY PARAMETERS

The performance during current year and previous year have been furnished in Annexure-I attached to this report and branch-wise business furnished in Annexure-II at the end of the report

KISAN CREDIT CARDS

The detailed performances of Kisan Credit Cards are furnished below:

<u>Particular</u>	<u>Sanctioned During the year-2014-15</u>		<u>Outstanding as on 31/03/2015</u>	
	<u>No. of a/c</u>	<u>Amount</u>	<u>No. of a/c</u>	<u>Amount</u>
Kisan Credit Cards	624	414.87	2711	1254.92

(Rupees in lakhs)

GENERAL CREDIT CARDS

The detailed performance of General Credit Cards are furnished below:

<u>Particular</u>	<u>Sanctioned During the year 2014-15</u>		<u>Outstanding as on 31/03/2015</u>	
	<u>No. of a/c</u>	<u>Amount</u>	<u>No. of a/c</u>	<u>Amount</u>
General Credit Cards	120	180.53	512	159.19

(Rupees in lakhs)

SELF-HELP GROUPS

The detailed performances of Self-help group financing are furnished below:

<u>Particular</u>	<u>Sanctioned During the year 2014-15</u>		<u>Outstanding as on 31/03/2015</u>	
	<u>No. of a/c</u>	<u>Amount</u>	<u>No. of a/c</u>	<u>Amount</u>
SHG credit linkage	8	16.50	79	102.81

(Rupees in lakhs)

INTEREST RATES ON DEPOSITS

The interest rates on deposits were not revised during the year. The previous year's rates are continued which are as under:-

Account Type	Sub-type	Product type (Description)	Rate of interest per annum
5011	1101	Current account general-public-individual	0.00%
5011	2101	Current account general-public-Others	0.00%
5011	5101	Current account general-Society/Bank	0.00%
5011	8101	Current account general-institution	0.00%
1011	1101	Saving Bank-General-public-Individual	4.00%
1011	2101	Saving Bank-General-public-others	4.00%
1011	3101	Saving Bank-General-public-Staff	5.00%
1011	5101	Saving Bank-General-public- Society	4.00%
1011	7101	Saving Bank-General-public-SHG	4.00%
1011	8101	Saving Bank-General-public-Institutions	4.00%
1111	1101	Saving Bank-without-cheque-Gen-Public	4.00%
1145	1101	Saving Bank-Without-Cheque-Daily Deposit	4.00%
1163	1101	Saving Bank-without-Cheque-No frill a/c	4.00%
1151	1101	Saving Bank-without-Cheque-PMJDY	4.00%
TIME DEPOSITS:			
		15 days to 45 days	6.00%
		46 days to 90 days	6.50%
		91 days to 179 days	6.75%
		188 days to 240 days	7.00%
		241 days to 364 days	7.50%
		1 year to less than 2 years	7.75%
		1 1/2 years to less than 2 years	8.00%
		2 years to less than 3 years	8.25%
		3 years to less than 5 years	8.50%
		5 years to less than 8 years	8.75%
		8 year and upto 10 years	9.00%

Note: The interest rates payable on deposits of Senior Citizen, Charitable institution & Bulk Deposit (Rs. 1.00 crore or above) will get 0.25 % additional rate on above.

INTEREST RATES ON LOANS AND ADVANCES

The interest rates on loan and advances were not revised during the year. The previous year's rates are continued which are as under:-

Account Type	Sub-type	Product (Description)	type	Limit	Rate of interest per annum
6050	1001	Overdraft		Upto 25000/-	12.00%
6050	1001	Overdraft		Above 25000/ & upto Rs.2.00 lakhs	13.00%
6050	1001	Overdraft		Above Rs.2.00 lakhs	14.00%
6110	1001	Cash credit		Upto 25000/-	12.00%
6110	1001	Cash credit		Above 25000/ & upto Rs.2.00 lakhs	13.00%
6110	1001	Cash credit		Above Rs.2.00 lakhs	14.00%
6130	1001	KCC/ACC		Max. Limit Rs. 3.00 lakhs with intt. Suvention	7.00%
6150	1001	GCC		Max. Limit Rs.3.00 lakhs	13.00%
6110	1101	WCC		Max. limit Rs.0.50 lakhs	9.00%
6210	1001	TL-SSI-Public		Upto 25000/-	12.00%
6210	1001	TL-SSI-Public		Above 25000/ & upto Rs.2.00 lakhs	13.00%
6210	1001	TL-SSI-Public		Above Rs.2.00 lakhs	14.00%
6220	1001	TL-SBF-Public		Upto 25000/-	12.00%
6220	1001	TL-SBF-Public		Above 25000/ & upto Rs.2.00 lakhs	13.00%
6220	1001	TL-SBF-Public		Above Rs.2.00 lakhs	14.00%
6230	1001	TL-ATL		Upto 25000/-	12.00%
6230	1001	TL-ATL		Above 25000/ & upto Rs.2.00 lakhs	13.00%
6230	1001	TL-ATL		Above Rs.2.00 lakhs	14.00%
6220	1001	TL-SME		Upto 25000/-	12.00%
6220	1001	TL-SME		Above 25000/ & upto Rs.2.00 lakhs	13.00%
6220	1001	TL-SME		Above Rs.2.00 lakhs	14.00%
6250	1001	TL_Personal-public			13.00%
6259	1001	TL-personal-staff		Limit upto 7.00 lakh	9.00%
6259	2001	TL-Housing-Staff		Upto Rs.110000/-	5.00%
6259	2001	TL-Housing-Staff		Above Rs.110000/-	11.00%
6259	3001	TL-Convey-staff		Upto Rs.80000/-	8.5%
6259	3001	TL-Convey-staff		Above Rs.80000/-	11.00%
6250	2001	TL-Housing loan-pub		Upto 1.00 crore	13.00%
6259	3002	TL-Convey-2wheeler-staff		Limit upto 1.25 lakh	7.50%
6250	1101	TL-RTO-Public		Upto 25000/-	12.00%
6250	1101	TL-RTO-Public		Above 25000/ & upto Rs.2.00 lakhs	13.00%
6250	1101	TL-RTO-Public		Above Rs.2.00 lakhs	14.00%
6250	1201	Consumer-public			13.00%
6250	3001	TL-CAR/Two wheeler			13.00%
6250	8001	TL-SHG			12.00%
6250	8101	TL-SGSY-public			12.00%
6259	1001	TL-PER-Staff			10.00%
6259	1201	TL-Consumer-Staff			11.00%
6259	1301	TL-Computer-staff			6.00%
6220	1101	MTL			14.00%

NOTE: The rate of interest on Demand Loan against time deposits of the bank will be above 2.00% of the rate of the respective time deposits pledged.

NON-FUND BUSINESS

Sponsor bank demand drafts are purchased on behalf of the customers on 50% exchange sharing basis. Collection of Cheque / drafts business is also done on 50% commission sharing basis. Deposits at call receipts are issued by our branches.

FINANCIAL INCLUSION:

The bank has implementing financial inclusion as per GOI/RBI instruction. Due to geographical difficulties villages are scattered in far flung areas and non availability of Business correspondene(BCs) in the area of our operation, we could not utilized BC channels and USB channel. Thus, we are utilizing only through Branches. The details of financial inclusion of our bank is given as under

Particulars	Name of district	Name of branch	No.of village allotted	No.of village covered upto	
				2013-14	2014-15
Through Branches	Papume pare	Itanagar	4	4	4
		Naharlagun	3	3	3

		Kimin	20	20	20
		Sagalee	55	33	35
	East Siang	Pasighat	2	2	2
		Mebo	15	14	14
		Sille	12	12	12
		Ruksin	5	5	5
		Boleng	11	11	11
		Lumpo	31	22	23
		Riga	7	4	5
	West siang	Aalo	16	16	16
		Kamba	50	22	25
		Basar	34	16	16
		Likabali	28	21	23
		Gensi	26	7	9
		Rumgong	8	4	4
	Upper Siang	Geku	13	13	13
		Marryang	22	15	17
	Upper Subansiri	Daporijo	12	10	12
		Dumporijo	87	30	35
		Taliha	186	5	10
	Lower Subansiri	Ziro	79	26	26
		Yazali	0	0	0
		Yachuli	32	16	18
	Lohit	Tezu	19	10	10
	Lower Dibang Valley	Roing	51	18	18
Through USB	Nil	Nil	Nil	Nil	Nil
Through BC	Nil	NIL	Nil	Nil	Nil
	TOTAL		828	359	386

PRADHAN MANTRY-JAN-DHAN YOJNA:

Under Pradhan Mantri Jan-Dhan Yojna, 53 Nos. of Financial Literacy Camps (FLC) were conducted by the branches at different location and able to open 14828 SB-PMJDY accounts and mobilized deposits of Rs.260.42 lakhs during the year.

CROSS SELLING OF SBI-LIFE INSURANCE:

The Bank had a tie up with SBI-Life Insurances co. Ltd for cross selling of Insurance products through Corporate Insurance Agency. Moreover, the Bank had completed tie up with SBI-General Insurance Co. Ltd, but cross selling of SBI-General Insurance is yet to start. The details of cross selling of SBI-Life Insurance for last two years as under:

<u>Particulars</u>		<u>2013-14</u>		<u>2014-15</u>	
		<u>No.of lives covered</u>	<u>Premium collected</u>	<u>No.of lives covered</u>	<u>Premium collected</u>
Group plan (Micro)	Renewal	81	1.26	112	1.12
	New	912	2.02	1192	0.36
Individual plan	Renewal	12	4.93	68	17.33
	New	66	22.40	126	27.30
TOTAL		1071	30.61	1498	46.11
Commission earned			3.64		3.60

TECHNOLOGIES

All branches are migrated to CBS platform and also National Electronic Fund transfer (NEFT), Rupay-ATM Debit cards, Rupay-Kisan-credit cards are in operation. Moreover, RTGS is also in enable except State Bank of India. During the current year, the bank had implemented Direct Benefit Transfer of LPG subsidy and SMS alert facility.

BOARD OF DIRECTORS MEETING

The following Meeting of Board of Directors were held during 2014-15.

Date of Board Name of Directors present in the meeting**Meetings**

28-04-2014	Mr. S.R. Banerjee, Mr. Ashutosh Guha, Mr. M.P. Das, Mr. A.K. Panda, Mr. P. Aich
31-07-2014	Mr. S.R. Banerjee, Mr. Ashutosh Guha, Mr. B.M. Kori, Mr. D. Raina, Mr. P. Aich
26-11-2014	Mr. S.R. Banerjee, Mr. Ashutosh Guha, Mr. A.K. Panda, Mr. B.M. Kori, Mr. D. Raina
23-12-2014	Mr. S.R. Banerjee, Mr. D. Raina, Mr. B.M. Kori, Mr. P. Aich
18-02-2015	Reschedule to 10-03-2015
10-03-2015	Mr. A. Kumar, Mr. D. Raina, Mr. B.M. Kori, Mr. Ashutosh Guha

DIRECTORS RETIRED DURING 2014-15

The following Directors were retired from the Board during the year is as under:

<u>Name</u>	<u>Designation</u>	<u>Parent organisation</u>	<u>Date of retirement from the Board</u>
Mr. S.R. Banerjee	Chairman	SBI	31-12-2014
Mr. M.P. Das	AGM	RBI	20-06-2014
Mr. Anoop Mohan	DGM	NABARD	23-05-2014

NEW DIRECTORS APPOINTED TO THE BOARD DURING 2014-15

The following Directors were retired from the Board during the year is as under:

<u>Name</u>	<u>Designation</u>	<u>Parent organisation</u>	<u>Date of appointment the Board</u>
Mr. A. Kumar	Chairman	SBI	31-12-2014
Mr. B.M. Kori	AGM	RBI	20-06-2014
Mr. Dinesh Raina	DGM	NABARD	23-05-2014

REWARDS AND RECOGNITION

The bank has received following awards for achievement in different key parameters

<u>Sl. No.</u>	<u>Particulars</u>	<u>Key performance</u>	<u>Awarded by</u>
1	Super performer 2011-12 among SBI sponsored RRBs	Achievement in key parameters during 2011-12	State Bank of India
2	Excellent Performance 2013-14	Achievement in cross selling of SBI life products	SBI Life Insurance Co.Ltd

STATUTORY AUDITORS

M/s Ramesh Chandra Roy & Asso. Chartered Accountant, Kogay Commercial complex, 'O' point Tinali, Itanagar was appointed as statutory Auditors for the year 2014-15 after due approval from the Central Government.

ACKNOWLEDGEMENT

The Board places on record its sincere gratitude to the Government of India, Government of Arunachal Pradesh, Reserve Bank of India, State Bank of India, National Bank for Agriculture and Rural Development(NABARD), Indian Institute of Bank Management, Bankers Institute of Rural Development, SBI Learning Centre, NABARD Regional Training Centre etc. for their valuable support. The Board is indebted to the customers of the Bank, various Development agencies and well wishers of the Bank for their whole hearted supports and patronage. Last but not the least, the Board once again applauds the efforts of the bank employees who have discharged their duties and responsibilities towards the growth and progress of the Bank.

Dated: 28-05-2015
Place: Naharlagun

For and on behalf of Board of Directors


(A. KUMAR)
CHAIRMAN



Ramesh Chandra Roy & Asso.
Chartered Accountants

Kogey Commercial Complex
'O' Point Tinali, Itanagar-791111
Tel-0360-2217235
email-rameshsw7@hotmail.com

To
The Members,
Arunachal Pradesh Rural Bank
Naharlagun, Arunachal Pradesh

1. We have audited the accompanying Financial Statements of **Arunachal Pradesh Rural Bank, Naharlagun** which comprise the Balance Sheet as at 31st March 2015, Profit and Loss Account for the year ended on that date and other explanatory information.

Management's Responsibility for the Financial Statements

2. Management of the bank is responsible for the preparation of these financial statements that give true and fair view of the financial position and financial performance of the Branch in accordance with the Banking Regulation Act, **1949** complying with Reserve Bank of India guidelines, **the provisions of the other Statute (if any) and recognized accounting policies and practices, including the Accounting Standards issued by the Institute of Chartered Accountants of India (ICAI)**. This responsibility includes the design, implementation and maintenance of internal control relevant to the preparation of the financial statements that are free from material misstatement, whether due to fraud or error.

Auditor's Responsibility

3. Our responsibility is to express an opinion on these financial statements based on our audit. We conducted our audit in accordance with the Standards on Auditing issued by the Institute of Chartered Accountants of India. Those Standards require that we comply with ethical requirements and plan and perform the audit to obtain reasonable assurance about whether the financial statements are free from material misstatement.
4. An audit involves performing procedures to obtain audit evidence about the amounts and disclosures in the financial statements. The procedures selected depend on the auditor's judgment, including the assessment of the risks of material misstatement of the financial statements, whether due to fraud or error. In making those risk assessments, the auditor considers internal control relevant to the Branch's preparation and fair presentation of the financial statements in order to design audit procedures that are appropriate in the circumstances **but not for the purpose of expressing an opinion on the effectiveness of the branch internal control**. An audit also includes evaluating the appropriateness of accounting policies used and the reasonableness of the accounting estimates made by management, as well as evaluating the overall presentation of the financial statements.

Opinion:


5. In our opinion, **read with observation mentioned in LFAR of HO and Branch**, and to the best of the information and according to the explanations given to us, the aforesaid financial statements give the information required by the Banking Regulation Act 149 and give true and fair view in conformity with the accounting principles generally accepted in India
 - (a) In the case of Balance Sheet, of the state of affairs of the bank as at 31st march 2015.
 - (b) In the case of the Statements of Profit and Loss, of the profit of the bank for the year ended on that date.

Report on Other Legal and Regulatory Requirements:

6. The Balance Sheet and the Profit and Loss Account contains the data required to draw up the Balance Sheet and the Profit and Loss Account in Form A and B respectively of the Third Schedule of the Banking Regulation Act, 1949;
7. we report that:
 - (a) We have obtained all the information and explanations which to the best of our knowledge and belief were necessary for the purpose of the audit and have found them to be satisfactory.
 - (b) The transactions of the branch which have come to our notice have been within the powers of the Bank.

8. We further report that:
- a. the Balance Sheet and Profit and Loss account dealt with by this report are in agreement with the Books of account and returns; and
 - b. in our opinion, proper books of account as required by law have been kept by the bank so far as appears from our examination of those books unless **otherwise stated**;

For RAMESH CHANDRA ROY & ASSO
Chartered Accountants
(FRN-016170N)



Bhupendra Bahadur Singh
(Partner)

M No. 525305/FRN 016170N
Date: 7 May, 2015
Place-Naharlagun

THE THIRD SCHEDULE (See Section 29)
(Banking Regulation Act, 1949)

FORM-'A'


ARUNACHAL PRADESH RURAL BANK
BALANCE SHEET AS ON 31ST MARCH, 2015

<u>CAPITAL AND LIABILITIES</u>	<u>Schedule</u>	<u>Current year</u> <u>31/03/2015</u>	<u>Previous year</u> <u>31/03/2014</u>
Capital	1	526904000.00	526904000.00
Reserve & Surplus	2	0.00	0.00
Deposits	3	3651771602.38	3681243068.08
Borrowings	4	46720300.00	66966125.00
Other Liabilities & Provisions	5	217040741.39	172199778.95
TOTAL		4442436643.77	4447312972.03

<u>ASSETS</u>	<u>Schedule</u>	<u>Current year</u> <u>31/03/2015</u>	<u>Previous year</u> <u>31/03/2014</u>
Cash & Balance with RBI	6	259650463.00	253020295.50
Balance with Bank, Money at Call and short notice	7	173740951.01	488816427.01
Investment	8	2424304703.39	2346275217.73
Advances	9	944083259.21	725698077.76
Fixed Asset	10	10686697.54	7545077.95
Other Asset	11	629970569.62	625957876.08
TOTAL		4442436643.77	4447312972.03
Contingent liabilities and Bills for collection	12	0.00	0.00


As per our report of even date attached.

For RAMESH CHANDRA ROY & ASSO
Chartered Accountants
(FRN-016170N)


Bhupendra Bahadur Singh
(Partner)
M.No. 525395/ FRN 016170N


(A. KUMAR)
CHAIRMAN


Place: Naharlagun
Date: 09th May 2015


(P. Aich)
Director


(B.M. Kori)
Director


(A. K Panda)
Director


(A. Guha)
Director


(D. Raina)
Director


FORM-'B'

ARUNACHAL PRADESH RURAL BANK
PROFIT AND LOSS ACCOUNT FOR THE YEAR ENDED 31-03-2015

<u>PARTICULARS</u>	<u>Schedule</u>	<u>Current year</u> <u>2014-15</u>	<u>Previous year</u> <u>2013-14</u>
I. INCOME:			
Interest earned	13	248017052.56	241023182.79
Other income	14	52246286.61	33769476.85
TOTAL		300263339.17	274792659.64
II. EXPENDITURE:			
Interest expenses	15	212040166.24	199414041.62
Operating expenses	16	73577300.78	64639901.44
Provisions & contingencies		12844413.16	5891137.57
TOTAL		298461880.18	269945080.63
III. PROFIT AND LOSS:			
Net profit(+) Loss(-) for the year		1801458.99	4847579.01
Loss brought forward		-420869622.12	-425717201.13
TOTAL		-419068163.13	-420869622.12
IV. APPROPRIATIONS:			
Transfer to statutory reserve		Nil	Nil
Transfer to other reserve		Nil	Nil
Transfer to Govt. Proposed dividend		Nil	Nil
Balance carried over to balance sheet		-419068163.13	-420869622.12
TOTAL		-419068163.13	-420869622.12
Significant Accounting Policies and Notes to Accounts		0.00	0.00


As per our report of even date attached.

For **RAMESH CHANDRA ROY & ASSO**
Chartered Accountants
(FRN-016170N)



Bhupendra Bahadur Singh
(Partner)
M.No. 525395/ FRN 016170N



(A. KUMAR)
CHAIRMAN

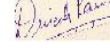
Place: Naharlagun
Date: 09th May 2015


(P. Aich)
Director


(B.M. Kori)
Director


(A. K Panda)
Director


(A. Guha)
Director


(D. Raina)
Director

<u>SCHEDULE-1</u>		<u>CAPITAL</u>	<u>Current year</u> <u>31-03-2015</u>	<u>Previous year</u> <u>31-03-2014</u>
A. Authorized capital (100000 shares of Rs 100/- each)			10000000.00	10000000.00
Issued,subscribed and paid up capital (100000 shares of Rs.100 each)			10000000.00	10000000.00
TOTAL OF A			10000000.00	10000000.00
B. SHARE CAPITAL DEPOSIT ACCOUNT:				
I. From Govt. of India			258452000.00	258452000.00
II. From Govt. of A.P.			77565000.00	77565000.00
III. From sponsor bank (SBI)			180887000.00	180887000.00
TOTAL OF B			516904000.00	516904000.00
TOTAL (A + B)			526904000.00	526904000.00
<u>SCHEDULE-2</u>		<u>RESERVE & SURPLUS</u>	<u>Current year</u> <u>31-03-2015</u>	<u>Previous year</u> <u>31-03-2014</u>
I.STATUTORY RESERVE:				
Opening balance			Nil	Nil
Addition during the year			Nil	Nil
Deduction during the year			Nil	Nil
II.CAPITAL PREMIUM:				
Opening balance			Nil	Nil
Addition during the year			Nil	Nil
Deduction during the year.			Nil	Nil
III.SHARE PREMIUM:				
Opening balance			Nil	Nil
Addition during the year			Nil	Nil
Deduction during the year			Nil	Nil
IV.REVENUE AND OTHERS RESERVE:				
Opening balance			Nil	Nil
Addition during the year			Nil	Nil
Deduction during the year			Nil	Nil
T O T A L (I + II + III + IV)			Nil	Nil
<u>SCHEDULE-3</u>		<u>Deposits</u>	<u>Current year</u> <u>31-03-2015</u>	<u>Previous year</u> <u>31-03-2014</u>
A.I.DEMAND DEPOSIT				
i.From banks			NIL	NIL
ii.From others			686091597.71	741972971.49
II.SAVINGS BANK DEPOSIT			1563302147.42	1577898395.59
III.TERM DEPOSIT:				
i.From banks			NIL	NIL
ii.From others			1402377857.25	1361371701.00
TOTAL of (I+II+III)			3651771602.38	3681243068.08
B. I. Deposits of branches in India			3651771602.38	3681243068.08
II. Deposits of branches outside India			NIL	NIL
T O T A L			3651771602.38	3681243068.08
<u>SCHEDULE-4</u>		<u>BORROWINGS</u>	<u>Current year</u> <u>31-03-2015</u>	<u>Previous year</u> <u>31-03-2014</u>
I. BORROWING IN INDIA:				
i.From Reserve Bank of India			NIL	Nil
ii.From other banks (SBI)			NIL	NIL
iii.From other Institutions (NABARD)			46720300.00	66966125.00
TOTAL OF (i+ii+iii)			46720300.00	66966125.00
II. BORROWING FROM OUTSIDE INDIA			NIL	Nil
TOTAL OF (I+II)			46720300.00	66966125.00
SECURED BORROWING (including I & II above)			46720300.00	66966125.00

<u>SCHEDULE-5</u>	<u>OTHER LIABILITIES AND PROVISIONS</u>	<u>Current year</u> <u>31-03-2015</u>	<u>Previous year</u> <u>31-03-2014</u>
I.BILLS PAYABLE		NIL	NIL
II.INTER-OFFICE ADJUSTMENT (NET)		NIL	NIL
III.INTEREST ACCRUED:			
i.On deposit		212743721.46	167187486.18
ii.On borrowings		NIL	NIL
IV.OTHERS (Including provisions) (Detail in schedule-18 item-6a)		4297019.93	5012292.77
TOTAL (I, II, III, IV)		217040741.39	172199778.95

<u>SCHEDULE-6</u>	<u>CASH AND BALANCE WITH RBI</u>	<u>Current year</u> <u>31-03-2015</u>	<u>Previous year</u> <u>31-03-2014</u>
I.CASH IN HAND		89355039.00	100523806.50
II.BALANCE WITH Reserve Bank of India	i.In current account		
	ii.In other account	170295424.00	152496489.00
		NIL	NIL
TOTAL (I, II)		259650463.00	253020295.50

<u>SCHEDULE-7</u>	<u>BALANCE WITH BANKS & Money at call & shortnotice</u>	<u>Current year</u> <u>31-03-2015</u>	<u>Previous year</u> <u>31-03-2014</u>
I.IN INDIA:			
i.Balance with Banks:			
a.In current account		173740951.01	488816427.01
b.In other account		NIL	NIL
ii. Money at call & short Notice:			
a.With Banks		NIL	NIL
b.With other institutions		NIL	NIL
TOTAL (i, ii)		173740951.01	488816427.01
II.OUTSIDE INDIA:			
i.Current account		NIL	NIL
ii.In other deposit account		NIL	NIL
iii.Money at call and short notice		NIL	NIL
GRAND TOTAL (I AND II)		173740951.01	488816427.01

<u>SCHEDULE-8</u>	<u>INVESTMENTS</u>	<u>Current year</u> <u>31-03-2015</u>	<u>Previous year</u> <u>31-03-2014</u>
I.INVESTMENT IN INDIA:			
i.Government securities		595698523.32	585500589.92
ii.Other approved securities		NIL	NIL
iii.Shares		NIL	NIL
iv.Debenture and bonds		NIL	NIL
v.Subsidiaries and/joint venture		NIL	NIL
vi.Others (Specify) (a) Mutual fund		414879825.07	317027134.81
(b) Others (STDR with SBI)		1413726355.00	1443747493.00
TOTAL (i, ii, iii, iv, v, vi)		2424304703.39	2346275217.73
II.INVESTMENT OUTSIDE INDIA:			
i.Govt. Securities including local authorities		NIL	Nil
ii.Subsidiaries/joint venture		NIL	Nil
iii.Other investment (specify)		NIL	Nil
TOTAL (I, II)		2424304703.39	2346275217.73

<u>SCHEDULE-9</u>	<u>ADVANCES</u>	<u>Current year</u> <u>31-03-2015</u>	<u>Previous year</u> <u>31-03-2014</u>
--------------------------	------------------------	--	---

A.I. Bills purchased & discounted	NIL	NIL
II. Cash credit, overdraft & loan repayable on demand		
a. Cash credit/KCC/ACC/GCC	348628384.80	298096130.53
b. Overdraft	171455261.48	77118982.57
c. Demand loan	87639949.95	52261206.95
III. Term loans	336359662.98	298221757.71
TOTAL (I, II, III)	944083259.21	725698077.76
B.I. Secured by tangible assets	782890228.71	679148857.95
II. Covered by bank / Govt. Guarantee	NIL	NIL
III. Unsecured	161193030.51	46549219.81
TOTAL (I + II + III)	944083259.22	725698077.76
C. ADVANCES IN INDIA:		
a) Priority sectors	566022743.75	488796907.32
b) Public sectors	NIL	NIL
c) Other	378060515.46	236901170.44
TOTAL (a+ b + c)	944083259.21	725698077.76
II. ADVANCES OUTSIDE INDIA:		
i) Due from banks	NIL	Nil
ii) Due from others	NIL	Nil
iii) Bills purchased & discounted	NIL	Nil
iv) Syndicate loans	NIL	Nil
v) Others	NIL	Nil
TOTAL (I + ii + iii + iv + v)	NIL	Nil
GRAND TOTAL (C.I & C.II.)	944083259.21	725698077.76

SCHEDULE-10

	<u>Current year</u> <u>31-03-2015</u>	<u>Previous year</u> <u>31-03-2014</u>
I. PREMISES:	NIL	Nil
I. At cost as on 31 st March of the preceeding year	NIL	Nil
ii. Addition during the year	NIL	Nil
iii. Deduction during the year	NIL	Nil
iv. Depreciation to date	NIL	Nil
II. OTHER ASSETS (including furniture & fixtures)		
i. At cost on 31 st March of the preceeding year	16882678.77	14809072.77
ii. Addition during the year	5836591.00	2073606.00
iii. Deduction during the year	501526.17	0.00
iv. Depreciation to the date.	11531046.06	9337600.82
NET VALUE	10686697.54	7545077.95

SCHEDULE-11**OTHER ASSET**

	<u>Current year</u> <u>31-03-2015</u>	<u>Previous year</u> <u>31-03-2014</u>
I. INTER-OFFICE ADJUSTMENT (NET)	55329718.97	43001938.95
II. INTEREST ACCRUED	111864119.25	121689275.56
III. TAX PAID IN ADVANCE/Tax deducted at source	NIL	6676604.00
IV. STATIONERY AND STAMPS	1054993.60	612451.90
V. Non-banking asset acquired in satisfaction of claim	NIL	NIL
VI. OTHERS (Detail in schedule-18 item 6b)	461721737.80	453977605.67
TOTAL (I, II, III, IV, V & VI)	629970569.62	625957876.08

SCHEDULE-12**CONTINGENT LIABILITIES**

	<u>Current year</u> <u>31-03-2015</u>	<u>Previous year</u> <u>31-03-2014</u>
I. Claims against the bank not acknowledged as debt	Nil	Nil
II. Liabilities on account of outstandings	Nil	Nil
forward exchange contract		
III. Liabilities for partly paid investment	Nil	Nil
IV. Guarantee given on behalf of constituents	Nil	Nil
V. Acceptance, endorsement and other obligation	Nil	Nil
VI. Others items for which the bank is contingently liable	Nil	Nil
TOTAL (I, II, III, IV, V)	Nil	Nil

SCHEDULE-13**INTEREST EARNED**

<u>Current year</u> <u>31-03-2015</u>	<u>Previous year</u> <u>31-03-2014</u>
--	---

I.INTEREST ON ADVANCES	90376519.12	68114731.86
II.INTEREST ON INVESTMENT (Detail in schedule-18, item 6c)	157640533.44	172908450.93
III.INTEREST on Balance with RBI & other Banks	NIL	Nil
IV.OTHERS	NIL	NIL
TOTAL (I + II + III + IV)	248017052.56	241023182.79

<u>SCHEDULE-14</u>	<u>OTHER INCOME</u>	<u>Current year</u> <u>31-03-2015</u>	<u>Previous year</u> <u>31-03-2014</u>
I.COMMISSION, EXCHANGE & BROKERAGE		7167342.22	6948181.73
II.PROFIT ON SALE OF INVESTMENT		42661752.79	23631357.62
LESS: LOSS ON REVALUATION OF investment			
III.PROFIT ON REVALUATION OF INVESTMENT			
LESS: Loss on over-valuation of investment		NIL	NIL
IV.PROFIT on sale of land, building & other asset			
LESS: Loss on sale of land, building & other asset		NIL	NIL
V.PROFIT on exchange transaction			
LESS: Loss on exchange transaction		NIL	NIL
VI.INCOME earned by way of dividend etc. From subsidiaries companies/joint venture set up abroad/in India		NIL	NIL
VII.MISCELLENEOUS INCOME		2417191.60	3189937.50
VIII.Subsidy from sponsor bank on account of salary & allowances to Deputed staff		NIL	NIL
TOTAL (I TO VIII)		52246286.61	33769476.85

<u>SCHEDULE-15</u>	<u>INTEREST EXPENDED</u>	<u>Current year</u> <u>31-03-2015</u>	<u>Previous year</u> <u>31-03-2014</u>
I. Interest on deposit		206450071.24	192947369.90
II.Interest on RBI/Inter-bank borrowing		5590095.00	6466671.72
III.Others		NIL	NIL
TOTAL (I, II, III)		212040166.24	199414041.62

<u>SCHEDULE-16</u>	<u>OPERATING EXPENSES</u>	<u>Current year</u> <u>31-03-2015</u>	<u>Previous year</u> <u>31-03-2014</u>
I.Payment to and provision for employees (Detail in schedule-18 item 6d)		54271032.69	49242976.55
II.Rent, taxes and lighting		4714339.95	3955010.00
III.Printing and stationery		1781559.30	1971201.50
IV.Advertisement and publicity		59049.00	336266.00
V.Depreciation on Bank's property		2694971.41	1128219.85
VI.Directors' fees, allowances & expenses		NIL	NIL
VII.Auditors' fees, allow. & exp.(including Br.audit)		208992.00	128830.00
VIII.Law charges		127482.00	197420.00
IX.Entertainment expenses		672769.00	340751.00
X.Repairing and maintenance		510693.00	525848.00
XI.Insurance		4310091.00	4051183.00
XII.Postage, telegrams, telephone		468409.00	450250.00
XIII.Other expenditure (Detail in schedule-18 item 6e)		3757912.43	2311945.54
TOTAL (I to XIII)		73577300.78	64639901.44

ARUNACHAL PRADESH RURAL BANK**SCHEDULE-17: SIGNIFICANT ACCOUNTING POLICIES 2014-15****APPENDED TO AND FORMING PART OF THE FINANCIAL STATEMENTS FOR THE YEAR ENDED MARCH 31, 2015.****A. BASIS OF PREPARATION**

The Financial Statements have been prepared and presented under the historical cost convention and accrual basis of accounting, unless otherwise stated and comply with generally accepted accounting principles, statutory requirements prescribed under the Banking Regulation Act, 1949 as applicable to Regional Rural Bank and guidelines issued by the Reserve Bank of India (RBI) and sponsor bank SBI from time to time and Accounting Standard (AS) issued by Institute of Chartered Accountants of India ('ICAI') to the extent applicable and current practices prevailing within the Regional Rural Bank's in India.

The preparation of Financial Statement requires the management to make estimates and assumptions considered in the reported amount of Assets and Liabilities (including contingent Liabilities) as of the date of the financial statements and the reported income and expenses for the reporting period. Management believes that the estimates used in the preparation of the Financial Statements are prudent and reasonable. Future results could differ from these estimates. Any revision in the accounting estimates is recognised prospectively in the current and future period.

B. PRINCIPAL ACCOUNTING POLICIES**1. Revenue and expense Recognition**

- a) Interest Income recognised in the profit and loss account as it accrues except in case of non-performing assets ('NPAs') where it is recognised upon realization, as per the income recognition and asset classification norms of RBI.
- b) Loan processing fee is accounted for upfront when it becomes due.
- c) Dividend on mutual fund units is recognised as income when it is received.
- d) Interest on Income Tax refund and Insurance claims are recognised on realization basis.
- e) All other fees are accounted for as and when they become due.
- f) Expenditure in case of electricity bill, telephone bill, newspaper etc. are accounted for on cash.
- g) Stationery issued to the branches from head office is considered as consumed in the year of issue.
- h) Commission paid to recovery agents for originating recovery of written off accounts is expensed in the year in which it is paid.
- i) The bank has not availed any CENVAT credit on bills received from service providers/suppliers and charged entire bill amount to expenses including CENVAT. Total amount of CENVAT during the year is not ascertainable.

2. INVESTMENTS:

Investments are accounted for in accordance with the RBI guidelines on investment classification and valuation as given below:

- a) SLR investments are classified into 'Held to Maturity' and Non-SLR investments into 'Available for Sale' category. Reclassifications, if any, in any category are accounted for as RBI guidelines.
- b) Held to Maturity securities are carried at their acquisition cost or at amortised cost, if acquired at a premium over the face value. Any premium over the face value of fixed rates and floating rate securities acquired is amortised over the remaining period to maturity.
- c) 'Available for Sale' i.e., Non-SLR investment are valued as marked to market as per the RBI guidelines. The gain or loss on revaluation on a reporting date is taken to the Investment Fluctuation Reserve Account without routing through the income account. In the event that balance in the reserve account is insufficient, provisions for depreciation are made in the income account.
- d) In determining acquisition cost of an investment :
 - Brokerage, Commission, etc. paid at the time of acquisition are charged to revenue.
 - Broken period interest on debt instruments is treated as a revenue item.
- e) On sale of Investments or redemption or on switch over to other scheme in case of mutual fund investment, Profit/Loss arising/realized is recognised in the income account.

3. ADVANCE:

- a) All advances are classified as RBI guidelines, into performing (Standard Assets) and non-performing assets ("NPAs"). Further, NPAs are classified into sub-standard, doubtful and loss assets based on the criteria stipulated by RBI.
- b) Provisions against are made at rates prescribed by RBI from time to time as per classification.
- c) Advances except Standard asset are shown in the Balance Sheet net of provisions and unrealized interest (INCA), Standard Assets are shown in gross value and corresponding provision is included under the head Other Liabilities and Provisions.

4. Fixed Assets & Depreciation:

Fixed Assets are carried at historical cost less accumulated depreciation.

- a) Depreciation on Fixed Assets is charged on straight line method (SLM) basis.
- b) Depreciation on computers and software (forming an integral part of the computer systems) are charged on "Straight Line Method" (SLM) at the prescribed by the RBI from time to time, presently @ 33.33% p.a. from the year of


purchase /installation. In respect of the computer software, not forming an integral part of computers has been charged off fully in the year of purchase/installation.

- c) Fixed asset items up to Rs. 1000/- each are charged to expenses as per SBI (sponsor bank) circulars.
- d) The bank has not availed any CENVAT credit on any of the Fixed Assets purchased during the year and therefore charged full depreciation on the entire amount of purchase cost including CENVAT.
5. **Employee Benefit:**
- a) Employees of the bank are covered by Employees Provident Fund and Pension Schemes of Employees Provident Fund Organization of Government of India. The bank pays its share of contribution to Provident Fund Organization regularly.
- b) The bank has taken a policy of SBI Life Insurance Co, to cover the Gratuity Liability of the employees. Annual premium paid for the same policy is accounted for as expenses.
- c) Provision for leave liability is provided as per guidelines of Sponsor Bank i.e SBI.
6. **Stationary:**
Inventory of stationary at Head Office is valued at cost at the close of the year. The entire amount of stationary supplied by Head Office to branches is treated as stationary consumed during the year, hence no inventory of stationary at branches is taken and valued. This is the normal practice followed since previous years consistently.
7. **Segment Reporting:**
The bank has treated the entire operation as single reportable segment as of banking operation.
8. **Impairment of Assets:**
The Bank assesses at each balance sheet date whether there is any indication that an asset may be impaired. Impairment loss, if any, is provided in the Profit and Loss Account to the extent the carrying amount of assets exceeds their estimated recoverable amount.
9. **Accounting for Provisions, Contingent Liabilities and Contingent Assets**
In accordance with AS-29 on Provisions, Contingent Liabilities and Contingent Assets, issued by the Institute of Chartered Accountants of India, the Bank recognizes provisions when it has a present obligation as a result of past event, it is probable that an outflow of resources embodying economic benefits will be required to settle the obligation and when a reliable estimate of the amount of the obligation can be made.

Provisions are determined based on management estimate required to settle the obligation at the balance sheet date, supplemented by experience of similar transactions. These are reviewed at each balance sheet date and adjusted to reflect the current management estimates. In cases where the available information indicates that the loss on the contingency is reasonably possible but the amount of loss cannot be reasonably estimated, a disclosure is made in the financial statements.

Contingent Assets, if any, are not recognized in the financial statements since this may result in the recognition of income that may never be realized.

As per our report of even date attached.
FOR Ramesh Chandra Roy & Associates.
Chartered Accountants


(Bhupendra Bahadur Singh)
Partner
M.No.525395 FRN:(016170N)


(Akshay Kumar)

CHAIRMAN

Place: Naharlagun (Camp)
Date: 9th MAY 2015

SCHEDULE 18: NOTES TO ACCOUNTS 2014-15**APPENDED TO AND FORMING PART OF THE FINANCIAL STATEMENTS FOR THE YEAR ENDED MARCH 31,2015.****1. Share Capital deposit Account**

Share capital deposit account representing amount received from stakeholders has been shown in schedule -1 of capital as per NABARD instructions.

2. Reconciliation/ Matching

- Reconciliation /matching/adjustment of inter branch transactions, branch suspense and sundry deposits are in progress on an on going basis. The impact, in the opinion of the management of the bank, of un-recognised entries on the financial statements would not be material.
- In certain branches, the balancing books and reconciliation of control accounts with subsidiary ledger/registers are in progress.
- Balance with the other banks as mentioned in the schedule-7 are taken as appearing in the books of accounts of the Bank and its branches. Reconciliation and adjustment entries thereof are passed as and when the statements are received from other banks.
- The consequent effect of adjustment / matching / reconciliation as mentioned in (a) to (c) above, if any, on the account, is not ascertainable.

3. Fixed Assets and Depreciation

Accounting of fixed assets of the bank and depreciation thereon are done centrally at the Head Office of the Bank.

4. Stationary

The stationary supplied to the branches has been charged to Profit & Loss account at Head Office without taking in to account the stock of stationary at branches. This effect the amount of stationary consumed which is debited to Profit & Loss Account. Thus, the impact of above on net result shown by Profit & Loss account and stock of stationary shown in Balance Sheet is not ascertainable.

5. Provisions and Contingencies

The provisions and contingencies amount shown in "Profit and Loss Account" includes provisions against advances (net) and provisions for fraud committed in the earlier year.

6. Break up of some items shown in the schedule forming part of the financial statement

- a) Schedule-5 item-iv : OTHER :details as below:

<u>Particulars</u>	<u>2013-14</u>	<u>2014-15</u>
Provisions against standard asset	2068768.77	2675771.88
Provisions for audit fees	120000.00	120000.00
Provisions for gratuity	2802774.00	
Banker's cheque to be issued account	20750.00	1248.05
Provisions for arrear salary Paymen	0.00	1500000.00
TOTAL	5012292.77	4297019.93

- b) Schedule-11 item-IV OTHER : Details as below

<u>Particulars</u>	<u>2013-14</u>	<u>2014-15</u>
Accumulated losses	420869622.12	419068163.13
Balance of system suspense account	6971203.85	284904.85
Balance in Suspense A/c	0.00	7503510.50
Balance in ATM Settlement A/c	0.00	3270900.00
Balance in ATM clearing suspense	0.00	-87900.00
Balance in RTGS Settlement	0.00	1501064.47
Balance in DBTL- ACH Cr. A/c	0.00	578631.90
Balance in Step- Rapid Remittance(NEFT)	53836.98	9347555.74
Capital cost for CBS receivable from SBI	8516216.50	8607000.00
Capital cost of subvention branch receivable from RBI 2012-13	6729854.20	1394285.20
Capital cost of subvention branch receivable from RBI 2013-14	6503963.02	2164136.01
Recurring cost of subvention branch receivable from RBI 2014-15	0.00	7082537.00
Reimbursement receivable from APRB-R-SETI	23158.00	31558.00
Reimbursement receivable from NABARD for FRC	240000.00	10987.00
Reimbursement receivable from NABARD for FLC	28175.00	28175.00
Reimbursement receivable from RBI for Vsate rent	4041576.00	4032000.00
Others	0.00	-3095771.00
TOTAL	453977605.67	461721737.80

- c) Schedule-13 item II i.e. interest on investment (Details as below)

Particulars	2013-14	2014-15
Interest earned on Govt. securities	46186642.98	31313807.52
Interest earned on FD with SBI	126721807.95	126326725.92
TOTAL	172908450.93	157640533.44

d) Schedule-16 item-I: Payment to and provision for employees :Details as below:

Particulars	2013-14	2014-15
Salary & allowances	40239410.80	46191605.75
Travelling expenses	1577658.00	1915206.42
Halting expenses	347267.75	434605.52
Medical reimbursement	605855.00	1031996.00
Uniform expenses	5640.00	3550.00
LTC expenses	139304.00	5700.00
Leave incashment	36412.00	1638290.00
Lodging charges	12555.00	31470.00
Gratuity paid	4498018.00	610000.00
Wages to temporary staff	1760666.00	2362154.00
Allowances paid to deputed Officers from SBI	20190.00	46455.00
TOTAL	49242976.55	54271032.69

e) Schedule-16 : Item-XIII : other expenses: Details as below:

Particulars	2013-14	2014-15
Amount amortized on Govt. Securities	208586.50	208586.60
Fuel charges	128891.59	197311.00
Annual maintenance charge for hardware & software	796771.80	1315447.60
PF and Inspection Charges	0.00	14314.00
Labour charges	92063.00	7475.00
Training expenses	144296.00	316471.00
Bank charges	15783.00	10190.10
Expenses for batteries	109458.00	7400.00
Books and periodicals	19656.00	11119.00
Computer Peripherals	0.00	1299.00
Cleansing	0.00	74855.00
Data entry charge	0.00	25925.00
Charges Round off	0.00	85.19
Misc. expenses	796439.65	1567433.94
TOTAL	2311945.54	3757912.43

7. **Advances**

i). Net advances outstanding shown in the balance sheet have been worked out as follows:

Particulars	Previous year 31-03-2014	Current year 31-03-2015
Gross advance outstanding	768847955.96	999932960.27
LESS: Interest not collected account(INCA)	8124523.72	8586938.53
LESS: Provisions for NPAs & Frauds	35025354.48	47262762.53
Net advances	725698077.76	944083259.21

ii). The gross advances and net advances shown in above details/ Balance Sheet are net of credit balances portfolio/ overdraft account in some of the branches.

iii). The ratio calculated with respect to advances /deposit in this report or elsewhere have been calculated based on the amount reported in the Balance Sheet.

8. **Change in Accounting Policies and Prior Period Items**

During the year, the bank has not changed any of its accounting policies except in case of depreciation. During the financial year's depreciation on all assets are charged on the straight line basis. And effects on the previous figures have been incorporated in the books of accounts.

9. **Segment Reporting**

Since all the activities of the bank fall within single nature of business i.e., banking operation, hence segmental reporting requirement is not applicable.

10. **Related Party Disclosure**

Details pertaining to Related Parties disclosures are as under:

Name of the related party	Deposit/Investment	Borrowings	Balance with Bank	Interest Income	(Rs. in Lakhs) Interest Expenses
State Bank of India (Sponsor Bank)	14137.26	0.00	1735.47	1263.26	0.00
SBI Mutual Fund	3550.00	0.00	0.00	0.00	0.00
TOTAL	17687.26	0.00	1735.47	1263.26	0.00

11. Provisions for Income Tax Deferred Tax Assets

The Bank has made operating profit in current year, but no provision has been made for tax as bank has carried over loss of pervious years.

12. Recovery of Written off Debts

Recovery against debt written off earlier Rs. 24.17 lac has been credited to other income under miscellaneous income head (Schedule 14-item VII)

13. Investment**a) SLR-Investment**

Sl.No.	Particulars	Previous years	(Rs. in Lakhs) Current years
1	Value of investment		
i.	Gross Value Investment	5855.01	5956.98
ii.	Provisions for depreciation	Nil	Nil
iii.	Net Value of Investments	5855.01	5956.98
2	Movement of provisions held towards depreciation on investment		
i.	Opening Balance	Nil	Nil
ii.	ADD: Provisions made during the year	Nil	Nil
iii.	Less: Write off/write back to excess provision during the year	Nil	Nil
iv.	Closing Balance	Nil	Nil

b) NON-SLR Investment

Sl.no.	Issuers	Amount	Extent of private placement	Extent of invest. below grade security	Extent of unrated securities	Extent of unrealized securities	(Rs. in lakh)
1	PSU	NIL	NIL	NIL	NIL	NIL	NIL
2	FIs	NIL	NIL	NIL	NIL	NIL	NIL
3	Banks	NIL	NIL	NIL	NIL	NIL	NIL
4	Private corporate	NIL	NIL	NIL	NIL	NIL	NIL
5	Others:	598.80	NIL	NIL	NIL	NIL	NIL
	Mutual Fund	3550.00					
	SBI-Mutual Fund						
6	Provisions held towards depreciation	NIL	NIL	NIL	NIL	NIL	NIL
7	TOTAL	4148.80	NIL	NIL	NIL	NIL	NIL
8	Out of total under share/bonds/debentures	NIL	NIL	NIL	NIL	NIL	NIL
9	Out of total non-performing Non-SLR Investment	NIL	NIL	NIL	NIL	NIL	NIL

10. Ratio and Misc. Disclosures

Sl.no.	Particular	Previous year	(Rs. in lakhs) Current year
1.	CRAR(%)	10.35%	9.29%
2.	CRAR Tier-I Capital(%)	10.35%	9.29%
3.	CRAR TIER-II Capital(%)	0.00	0.00
4.	Percentage of share holding of the		
	a) Government of India	50%	50%
	b) Government of Arunachal Pradesh	15%	15%
	c) Sponsor Bank(State Bank of India)	35%	35%
5.	Repo Transactions	NIL	NIL
6.	Reverse Repo Transactions	NIL	NIL
7.	Financial Assets Sold	NIL	NIL
8.	Fianancial Asset Purchased	NIL	NIL
9.	Non-performing Financial Assets Sold	NIL	NIL

10.	Non-Performing Financial Assets Purchased	NIL	NIL
11.	Provisions towards standard assets	20.69	26.75
12.	Real estate sector financing	NIL	NIL
13.	Working Fund(based on quarterly average)	33366.47	35472.15

11. Business Ratios:

<u>Sl.no.</u>	<u>Particulars</u>	<u>Previous year</u>	<u>Current year</u>
a)	Interest income as percentage to working fund	7.22%	6.99%
b)	Non-interest income as percentage to working fund	1.01%	1.47%
c)	Operating profit as percentage of working fund	0.15%	0.05%
d)	Return on assets	5.99%	6.75%
e)	Business(Dposit+Advances) per employee	423.82	459.58
f)	Profit per employee	0.46	0.18

(Rs. in lakhs)


12. NON-PERFORMING ASSETS

(Rs. in lakhs)

<u>Sl.no.</u>	<u>Particulars</u>	<u>Previous years</u>	<u>Current years</u>
I	Net NPAs to Net Advances(%)	13.66%	11.31%
II	Movement of NPAs (Gross)		
	(a). Opening Balance	987.00	1481.79
	(b). Addition during the year	1817.00	2695.43
	(c). Reduction/Recovery during the year	1322.21	2636.90
	(d). Closing Balance	1481.79	1540.32

13. Previous years figures have been taken from last year audited accounts and are reclassified/regrouped wherever considered necessary.

As per our report of even date attached.
FOR Ramesh Chandra Roy & Associates.
Chartered Accountants


(Bhupendra Bahadur Singh)
Partner
MEM.No.525395 FRN:(016170N
Place: Naharlagun (Camp)
Date: 9th MAY 2015


(Akshay Kumar)
CHAIRMAN

ANNEXURE-I

Performance during current year and previous year:

Sl.No	Particulars	(Rupees in lakhs)	
		Previous year 31-03-2014	Current year 31-03-2015
1	NO.OF BRANCHES	27	27
	a) Urban Branch	2	2
	b) Semi urban Branch	5	5
	c) Rural Branch	20	20
	d) Ultra small branch	0	0
2	Total staff:	107	99
	a) On deputation from SBI (including Chairman)	2	2
	b) Officers	51	50
	c) Office Assistants (Multipurpose)	42	40
	d) Office attendant	12	7
3	OWN FUND:	5269.04	5269.04
	a) Share capital	100.00	100.00
	b) Reserve	NIL	NIL
	c) Share capital Deposit	5169.04	5169.04
4	DEPOSITS:	36812.43	36517.72
	Absolute growth	2569.17	(-) 294.71
	% of growth	7.50	(-) 0.80
	a) Demand deposits	23198.71	22493.94
	Absolute growth	1555.63	(-) 704.77
	% of growth	7.19	(-) 3.04
	i) Current account	7158.44	6659.99
	ii) Saving Bank account	15778.99	15633.02
	b) Term deposits	13613.72	14023.78
	Absolute growth	1013.54	410.06
	% of growth	8.04	3.01
5	BORROWING:	669.66	467.20
	% of growth	0.00	0.00
	a) From sponsor Bank (SBI)		
	j) Limit sanctioned	0.00	0.00
	ii) Outstanding	0.00	0.00
	b) From NABARD		
	i) Limit Sanctioned	1264.82	1463.21
	ii) Outstanding	669.66	467.20
	c) From Others (OD from SBI against Fixed deposits)	0.00	0.00
	i) Limit sanctioned	0.00	0.00
	ii) Outstanding	0.00	0.00
6	ADVANCES (OUTSTANDING)	7688.48	9999.33
	Absolute growth	1583.19	2310.85
	% of growth	25.93	30.06
	a) Target groups	5251.59	6017.06
	Ratio to total advances	68.30	60.17
	b) Non-target groups	2436.89	3982.27
	Ratio to total advances	31.70	39.83
	Out of total under:		
	a) Agriculture	1287.14	1743.35
	b) Allied activities	366.83	488.43
	c) Rural artisan	327.48	93.43
	d) Priority sectors	5211.11	6017.06
	e) Weaker section	5211.11	6017.06
	f) Kishan credit cards	920.31	1254.92
	g) SHG Finance	63.28	62.30
	h) SGSY finance	18.44	12.49
	i) General Credit Cards	244.11	159.19
	j) SME	3091.15	3329.02
7	LOAN ISSUED DURING THE YEAR	3883.98	2343.72
	a) Target groups	1767.78	1599.19
	b) Non-target groups	2116.20	2397.18
	Out of total under:		
	k) Agriculture	501.98	570.08

	l) Allied activities	366.83	155.21
	m) Rural artisan	65.85	19.45
	n) Priority sectors	2235.00	2343.72
	o) Weaker section	1767.78	1955.19
	p) Kishan credit cards	345.01	414.87
	q) SHG Finance	19.70	16.50
	r) SGSY finance	7.90	0.20
	s) General credit cards	301.15	180.53
	t) SME	888.93	1331.20
8	Credit Deposit Ratio	20.89	27.38
9	Recovery rate (July – June)	67.00	70.83
10	INVESTMENT	23462.75	24243.05
	a) SLR Investment	5855.01	5956.99
	b) Non-SLR investment	17607.74	18286.06
11	Investment to Deposit ratio	63.74	66.39
12	Balance with SBI (Total)	19325.63	15874.67
	a) In current account	4888.16	1737.41
	b) In TDR account	14437.47	14137.26
13	Balance with RBI in current account	1524.96	1702.95
14	Cash in hands	1005.24	893.55
15	Average working capital	33366.47	35472.15
16	Average deposit	31841.02	32998.21
17	Average borrowing	733.53	391.71
18	Average cash in hand	731.22	733.70
19	Average balance with RBI	1488.12	1612.38
20	Average balance with bank	2362.66	1173.91
21	Average SLR investment	5901.15	5907.04
22	Average Non-SLR investment	16498.55	16715.75
23	Average loan and advances	6671.42	9279.05
24	Working fund	33366.47	35472.15
25	Risk weighted assets	10240.25	11607.71
26	CRAR	10.35	9.29
27	PROFIT AND LOSS ACCOUNT:		
	a) Total Income	2747.93	3002.63
	i) Interest earned on advances	681.15	903.77
	ii) Interest earned on investment	1729.08	1576.41
	iii) Other income	337.70	522.45
	b) Total expenditure	2699.45	2984.62
	i) Interest paid on deposits	1929.47	2064.50
	ii) Interest paid on borrowing	64.67	55.90
	iii) Operating expenses	646.40	735.77
	iv) Provisions	58.91	128.45
	c) Net result (a – b)	48.48	18.01
28	Accumulated Losses	4208.70	4190.68
29	Average cost of fund (%)	6.12	5.98
	a) Average cost of deposit (%)	6.06	6.27
	b) Average cost of borrowing (%)	8.82	14.27
30	Average return on fund (%)	9.10	6.99
	a) Average return on advances (%)	10.21	9.74
	b) Average return on investment (%)	8.77	13.94
31	Transaction cost as % of working capital	1.94	2.07
32	Total business	44500.91	46517.05
33	PRODUCTIVITY		
	a) Per branch business	1648.18	1722.85
	b) per employee business	415.90	469.87
	c) Per branch profit	1.80	0.67
	d) Per employee profit	0.45	0.18
34	NON PERFORMING ASSETS:		
	a) At the beginning of the year	987.00	1481.79
	b) Addition during the year	1817.00	2695.43
	c) Recovery during the year	1322.21	2636.90
	d) NPA at the end of the year	1481.79	1540.32
	e) Gross NPA %	19.27	15.40
35	ASSET CLASSIFICATION	7688.48	9999.33

	a) Standard assets	6206.69	8459.01
	b) Sub-standard assets	352.33	250.79
	c) Doubtful assets	1061.39	1221.70
	d) Loss assets	68.07	67.83
36	PROVISIONING	370.94	499.39
	a) Provision against standard asset	20.69	26.76
	b) Provision against sub-standard asset	33.81	23.89
	c) Provision against doubtful assets	249.25	381.79
	d) Provision against loss assets	67.19	66.95
37	BALANCE OF PROVISION A/C		
	a) Against Standard asset	20.69	26.76
	b) Against NPAs	350.25	472.63
38	TECHNOLOGIES		
	a) CBS implementation	Yes	Yes
	b) NEFT implementation	Yes	Yes
	c) RTGS implementation (Except from & to SBI)	Yes	Yes
	d) ATMs (Debit cards and Credit cards)	Yes	Yes
	e) Direct benefit transfer (DBTL)	In progress	Yes
	f) Net banking	No	No
39	INTERNAL CONTROL		
	a) Snap Audit (No. of Branch covered)	16	6
	b) Internal audit: (No. of branch covered)	12	10
	c) Inter branch adjustment	Nil	NIL
	d) New/Relocation/merger of branches		
	i)No. of New branch opened during the year	Nil	NIL
	ii)No. of branch relocated during the year	Nil	NIL
	iii) No. Of branch merged during the year	Nil	NIL

Annexure-II

STATEMENT SHOWING DISTRICT WISE BRANCHES WITH BUSINESS AS ON 31-03-2015

(Rupees in lakhs)

<u>NAME OF DISTRICT / BRANCH</u>	<u>NAME OF BLOCK</u>	<u>TOTAL DEPOSITS</u>	<u>TOTAL ADVANCES</u>	<u>C D RATIO</u>	<u>DATE OF OPENING</u>
East Siang District					
1. Pasighat branch	Pasighat	5976.53	883.65	14.79	31-12-1983
2. Lumpo Branch	Ramle-Bango	447.60	90.02	20.11	31-03-1984
3. Sille Branch	Pasighat	714.53	265.32	35.78	04-07-1984
4. Ruksin Branch	Pasighat	855.83	103.74	12.12	31-12-1984
5. Mebo Branch	Mebo	1197.84	364.78	30.45	02-02-1985
6. Boleng Branch	Pangin	772.75	48.51	6.28	12-02-1986
7. Riga branch	Riga	49.68	0.00	0.00	29-06-2012
West Siang District					
8. Kamba Branch	Liromoba	547.44	76.34	13.94	10-01-1989
9. Likabali Branch	Basar	1026.31	212.13	20.67	27-12-1985
10. Aalo Branch	Aalo	3036.72	830.10	27.34	30-12-1994
11. Basar Branch	Basar	791.75	284.33	35.91	24-07-1993
12. Rungong Br.	Rungong	142.71	15.18	10.64	12-08-2011
13. Gensi Branch	Gensi	139.59	0.00	0.00	30-01-2012
Papum Pare District					
14. Itanagar Branch	Itanagar	1433.10	451.28	31.49	17-12-2003
15. Sagalee Branch	Sagalee	2406.00	817.29	33.97	26-03-1985
16. Kimin Branch	Kimin	508.75	304.71	59.89	03-07-1985
17. Naharlagun Br.	Naharlagun	5822.79	2559.75	43.96	31-07-2007
Upper Subansiri District					
18. Daporijo Branch	Daporijo	2427.90	211.13	8.70	08-06-1994
19. Dumporijo Br.	Dumporijo	745.05	126.81	17.02	24-03-1985
20. Taliha Branch	Taliha	45.14	0.41	0.91	29-06-2012
Lower Subansiri District					
21. Yazali Branch	Ziro-II	828.82	249.86	30.15	03-04-1986
22. Ziro Branch	Ziro	1355.87	367.36	27.09	22-09-2008
23. Yachuli Branch	Ziro-II	275.77	173.84	63.04	13-08-2007
Upper Siang District					
24. Geku Branch	Mariyang	557.69	29.14	5.23	26-11-1986
25. Mariyang Br.	Mariyang	852.79	78.49	9.20	31-12-2011
Lohit District					
26. Tezu Branch	Tezu	3177.35	1397.96	44.00	18-11-2008
Lower Dibang Valley District					
27. Roing Branch	Roing	357.06	23.63	6.62	02-09-2008

@@@@@@@
 @@@